

Create your own Rube Goldberg-inspired machine

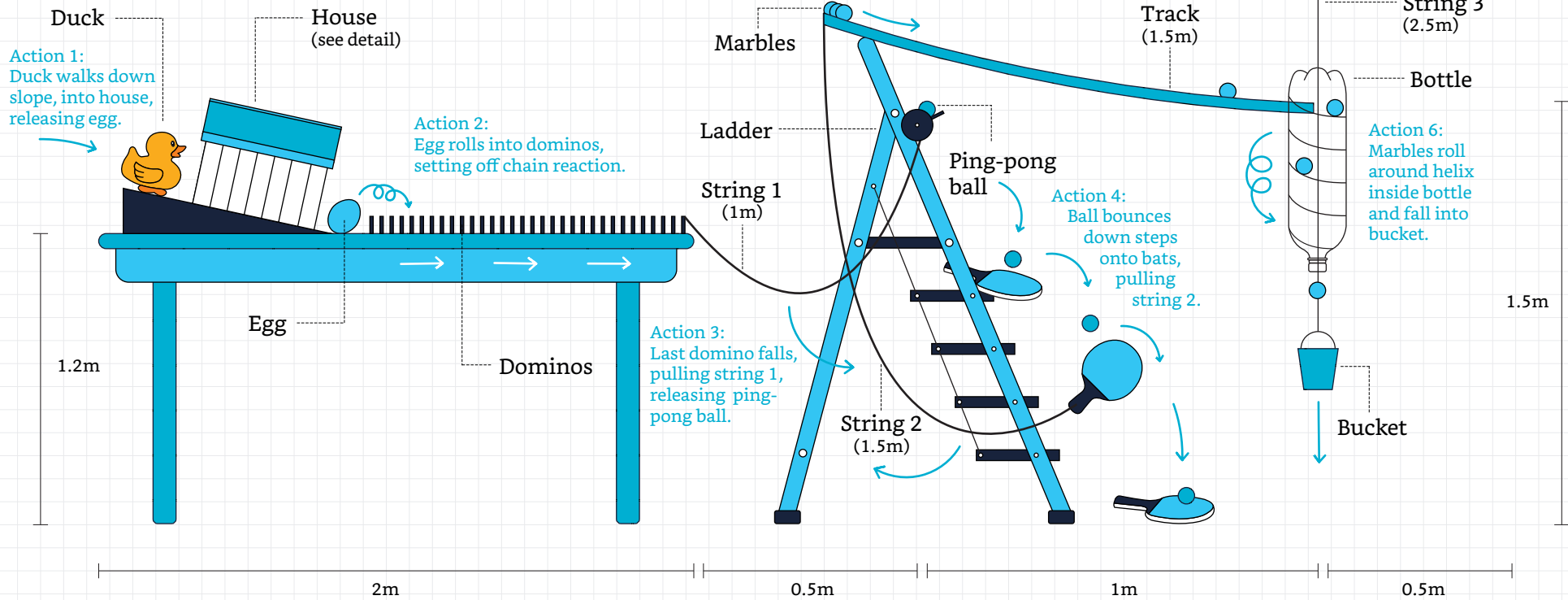


- ### Shopping List
- | | |
|----------------|------------------|
| 1. Duck | 7. Ping-pong set |
| 2. Egg | 8. Marbles |
| 3. Dominos | 9. Track |
| 4. Table | 10. Bottle |
| 5. String (5m) | 11. Bucket |
| 6. Ladder | 12. Pulley |

- ### Stage 1 - Table
1. Set up 2m long table
 2. Build duck house (see detail)
 3. Position duck at top of ramp
 4. Hard-boil egg and put in house
 5. Set-up dominos in front of house
 6. Attach string 1 to last domino.


- ### Stage 2 - Ladder
1. Position ladder 0.5m from table
 2. Arrange ping-pong bats on steps
 3. Position ball at top in holder
 4. Attach string 1 to holder
 5. Attach string 2 to ping-pong bat
 6. Fix track to top of ladder

- ### Stage 3 - Bottle
1. Attach string 2 to marbles
 2. Cut a spiral path inside bottle
 3. Fix bottle to an upright support
 4. Position bottle at end of track
 5. Attach bucket to string 3
 6. Feed through bottle & pulley

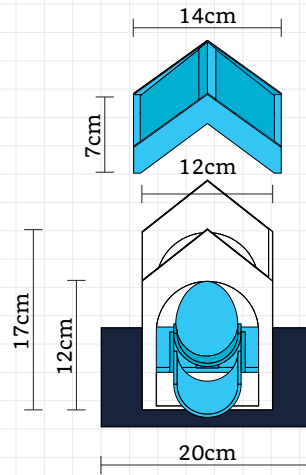


Duck House Detail

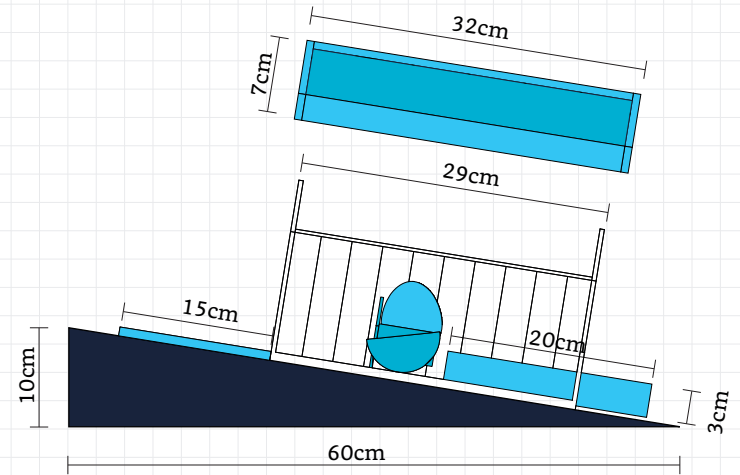
Reuse your Amazon packaging to create the duck house #MoreThanABox



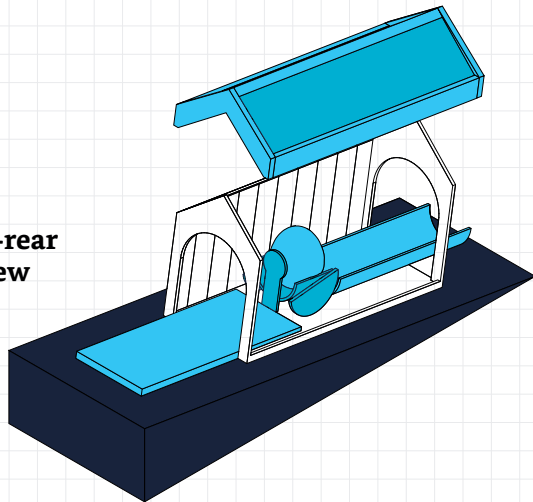
Side-front view



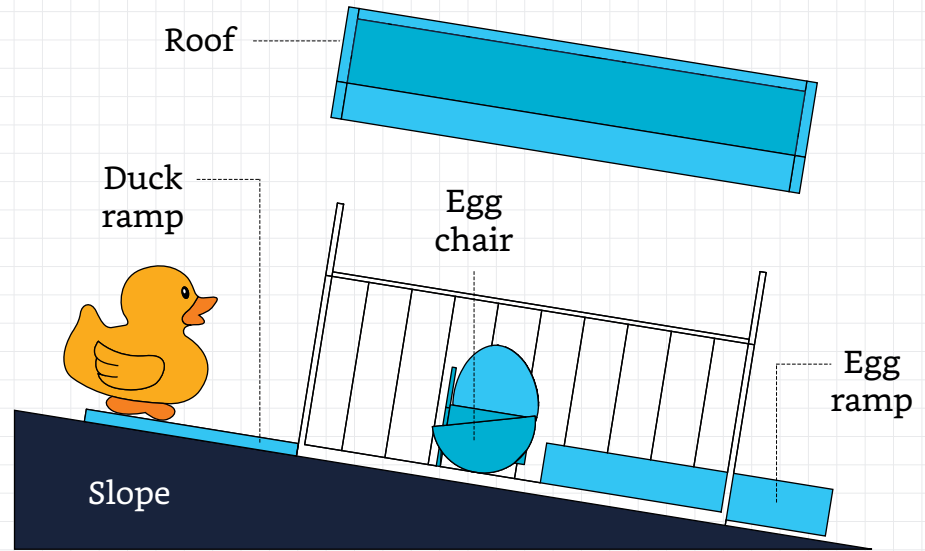
Front view



Side view



Side-rear view



Side view